



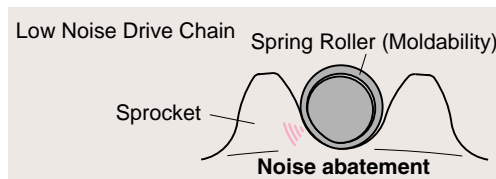
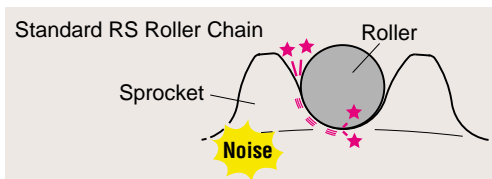
# Less Noise



## Low Noise Drive Chain — SN Roller Chain —

Tsubakimoto introduces its original spring roller for use in roller chain.

When Tsubaki's SN Roller Chain engages with the sprocket, the new spring roller absorbs the force of the impact. The lower impact force results in lower noise levels. Compared with Tsubaki's standard RS Roller Chain (pre-lubricated), noise levels of SN Roller Chain are 6~8 dB lower.



©RS is a registered trademark of the Tsubakimoto Chain Co.

## What the change to Low Noise offers

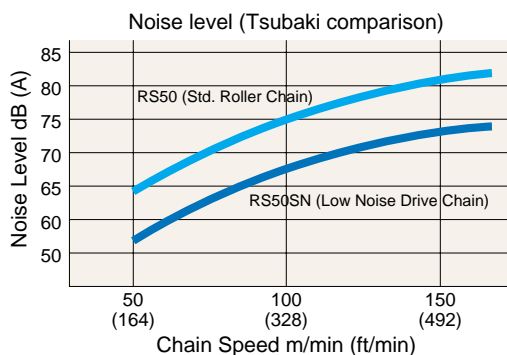
- Reduction of noise generated by machines and equipment in the workplace helps improve the overall work environment.
- Belts were considered as a countermeasure to noise, however, there are many limitations in terms of application, strength and overall cost. Taking these factors into consideration Low Noise Chain is the perfect countermeasure.
- Can be used in applications where the strength of a roller chain is required without the accompanying noise. (Theatrical stage lifts and others)



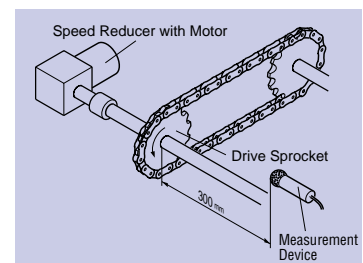
## Features

### ① Low noise

Compared with Tsubaki's standard RS Roller Chain (pre-lubricated), noise levels of SN Roller Chain are 6~8 dB lower.



- Test Conditions  
Chain tension: 3.92 kN (881 lbs)  
Lubrication: Pre-lubricated only  
Measurement position: 300 mm (11.81 in.) from the drive sprocket
- Test Chain  
— RS50SN (Low Noise Drive Chain)  
— RS50 (Std. Roller Chain)

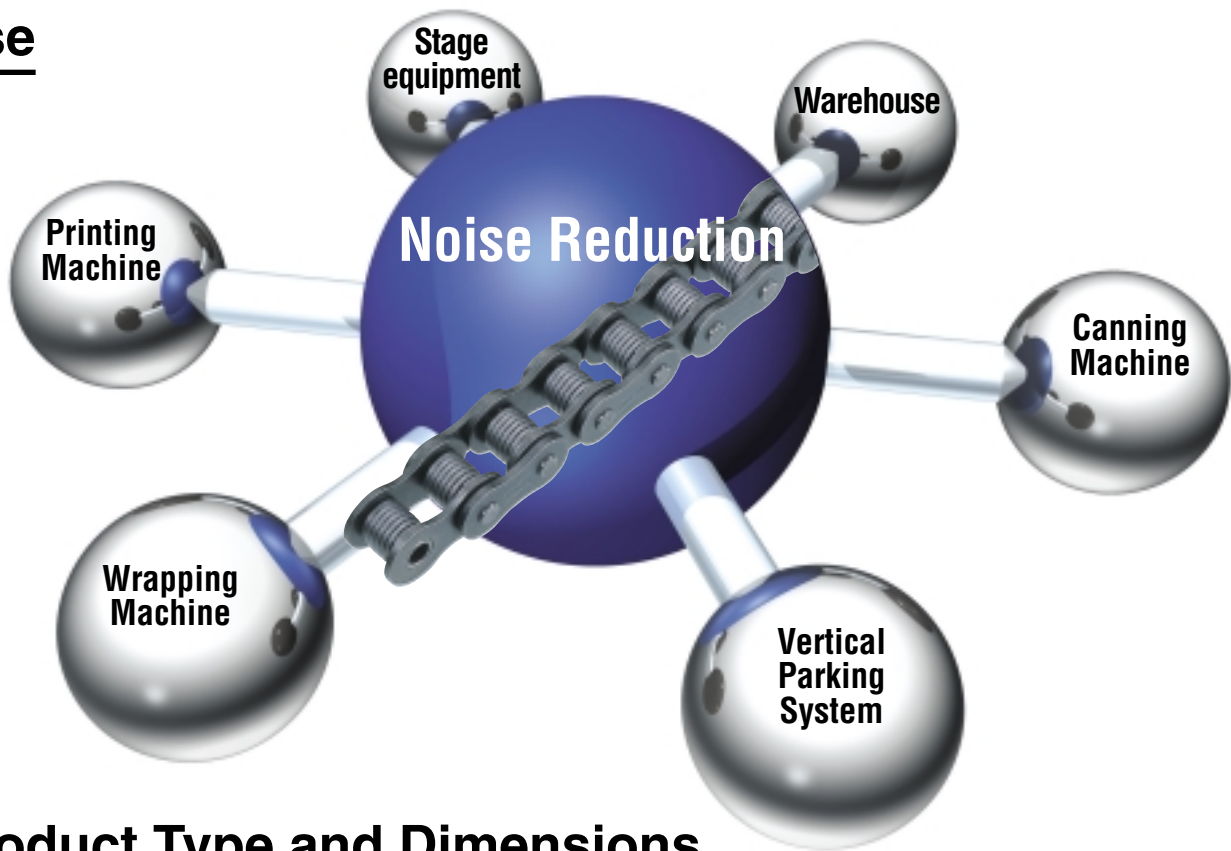


### ② Interchangeability

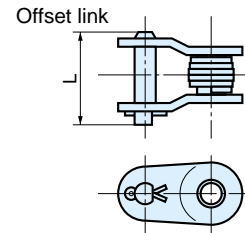
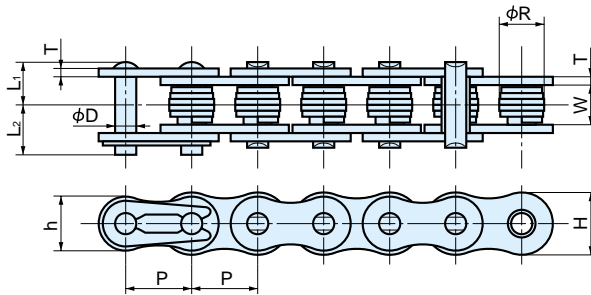
Directly interchangeable with Standard Roller Chain

※ **Note:** As there are limits to the drive power of SN Roller Chain, please check the drive power charts on pages 3~4 when making your selection.

# Use



## Product Type and Dimensions



The connecting link for RS80SN is a cottered pin type.

Unit: mm (inch)

Chain No.	Pitch P	Roller Diameter R	Inner Link's Inner Width W	Plate			Pin				
				Thickness T	Height H	Height h	Diameter D	L1+L2	L1	L2	L
RS40SN-1	12.70 (1/2)	8.5 (0.335)	7.95 (0.313)	1.5 (0.059)	12.0 (0.472)	10.4 (0.409)	3.97 (0.156)	18.2 (0.717)	8.25 (0.325)	9.95 (0.392)	18.0 (0.709)
RS50SN-1	15.875 (5/8)	10.8 (0.425)	9.53 (0.375)	2.0 (0.079)	15.0 (0.591)	13.0 (0.512)	5.09 (0.200)	22.3 (0.878)	10.3 (0.406)	12.0 (0.472)	22.5 (0.886)
RS60SN-1	19.05 (3/4)	12.6 (0.496)	12.70 (0.500)	2.4 (0.094)	18.1 (0.713)	15.6 (0.614)	5.96 (0.235)	27.6 (1.087)	12.85 (0.506)	14.75 (0.581)	28.2 (1.110)
RS80SN-1	25.40 (1)	16.8 (0.661)	15.88 (0.625)	3.2 (0.126)	24.1 (0.949)	20.8 (0.819)	7.94 (0.313)	35.5 (1.398)	16.25 (0.640)	19.25 (0.758)	36.0 (1.417)

Chain No.	Min. Tensile Strength kN {kgf} (lbs)	Avg. Tensile Strength kN {kgf} (lbs)	Max. Allowable Tension kN {kgf} (lbs)	Approx. Mass kg/m (lbs/ft)	No. of Links/Unit	Delivery
RS40SN-1	17.7 {1800} (3980)	19.1 {1950} (4290)	3.63 {370} (816)	0.64 (0.43)	240	Made to Order
RS50SN-1	28.4 {2900} (6380)	31.4 {3200} (7060)	6.37 {650} (1430)	1.04 (0.70)	192	
RS60SN-1	40.2 {4100} (9040)	44.1 {4500} (9910)	8.83 {900} (1990)	1.53 (1.03)	160	
RS80SN-1	71.6 {7300} (16100)	78.5 {8000} (17600)	14.7 {1500} (3300)	2.66 (1.79)	120	

\* { } Reference Value

## Selection

Please select by referring to the Drive Power chart on the following page or based on Low Speed (When chain speed is less than 50 m/min (164 ft/min)). Please refer to the selection page of the Drive Chain catalog for more details.

## Operating Temperature

## Allowable Chain Speed

## Sprocket

-10°C ~ +60°C (+14°F ~ +140°F)

200 m/min (656 ft/min)

RS Standard Sprocket can be used.

# Low Noise Drive Power Chart

## MAXIMUM KILOWATT (HORSEPOWER) RATINGS CHART

### ■ RS40SN <Single Strand Chain Drive kW>

		Kilowatt Ratings														Horsepower Ratings													
		Small Sprocket Revolution Speed (rpm)														Small Sprocket Revolution Speed (rpm)													
		10	25	50	100	200	300	400	500	700	900	1000	1200	1400	1600	10	25	50	100	200	300	400	500	700	900	1000	1200	1400	1600
Lubrication		Oilcan or Drop Oiling							Oil Bath							Oilcan or Drop Oiling							Oil Bath						
Small Sprocket Teeth No.	9	0.05	0.11	0.21	0.39	0.72	1.04	1.35	1.64	1.06	0.73	0.62	0.47	0.38	0.31	0.07	0.15	0.28	0.52	0.97	1.39	1.81	2.20	1.42	0.98	0.83	0.63	0.51	0.42
	10	0.05	0.12	0.23	0.43	0.81	1.16	1.51	1.84	1.25	0.85	0.73	0.55	0.44		0.07	0.16	0.31	0.58	1.09	1.55	2.02	2.47	1.68	1.14	0.98	0.74	0.59	
	11	0.06	0.14	0.26	0.48	0.90	1.29	1.67	2.04	1.44	0.99	0.84	0.64	0.51		0.08	0.19	0.35	0.64	1.21	1.73	2.24	2.73	1.93	1.33	1.13	0.86	0.68	
	12	0.07	0.15	0.28	0.53	0.98	1.42	1.84	2.24	1.64	1.12	0.96	0.73			0.09	0.20	0.38	0.71	1.31	1.90	2.47	3.00	2.20	1.50	1.29	0.98		
	13	0.07	0.17	0.31	0.57	1.07	1.54	2.00	2.45	1.85	1.27	1.08	0.82			0.09	0.23	0.42	0.76	1.43	2.06	2.68	3.28	2.48	1.70	1.45	1.10		
	14	0.08	0.18	0.33	0.62	1.16	1.67	2.17	2.65	2.06	1.42	1.21				0.11	0.24	0.44	0.83	1.55	2.24	2.91	3.55	2.76	1.90	1.62			
	15	0.08	0.19	0.36	0.67	1.25	1.80	2.34	2.86	2.29	1.57	1.34				0.11	0.25	0.48	0.90	1.68	2.41	3.14	3.83	3.10	2.10	1.80			
	16	0.09	0.21	0.39	0.72	1.34	1.93	2.50	3.06	2.52	1.73					0.12	0.28	0.52	0.97	1.80	2.59	3.35	4.10	3.38	2.32				
	17	0.10	0.22	0.41	0.77	1.43	2.06	2.67	3.27	2.76	1.89					0.13	0.29	0.55	1.03	1.92	2.76	3.58	4.38	3.70	2.53				
	18	0.10	0.23	0.44	0.82	1.52	2.20	2.84	3.48	3.01						0.13	0.31	0.59	1.10	2.04	2.95	3.81	4.66	4.03					
	19	0.11	0.25	0.46	0.87	1.62	2.33	3.02	3.69	3.26						0.15	0.34	0.62	1.17	2.17	3.12	4.05	4.95	4.37					
	20	0.12	0.26	0.49	0.92	1.71	2.46	3.19	3.90	3.52						0.16	0.35	0.66	1.23	2.29	3.30	4.28	5.23	4.72					
	21	0.12	0.28	0.52	0.96	1.80	2.59	3.36	4.11	3.79						0.16	0.38	0.70	1.29	2.41	3.47	4.50	5.51	5.08					
	22	0.13	0.29	0.54	1.01	1.89	2.73	3.53	4.32	4.06						0.17	0.39	0.72	1.35	2.53	3.66	4.73	5.79	5.44					
	23	0.13	0.31	0.57	1.06	1.99	2.86	3.71	4.53							0.17	0.42	0.76	1.42	2.67	3.83	4.97	6.07						
	24	0.14	0.32	0.60	1.11	2.08	3.00	3.88	4.74							0.19	0.43	0.80	1.49	2.79	4.02	5.20	6.35						
	25	0.15	0.33	0.62	1.16	2.17	3.13	4.06	4.96							0.20	0.44	0.83	1.55	2.91	4.20	5.44	6.65						
	26	0.15	0.35	0.65	1.21	2.27	3.27	4.23	5.17							0.20	0.47	0.87	1.62	3.04	4.38	5.67	6.93						
	28	0.17	0.38	0.71	1.32	2.46	3.54	4.58	5.60							0.23	0.51	0.95	1.77	3.30	4.74	6.14	7.51						
	30	0.18	0.41	0.76	1.42	2.65	3.81	4.94	6.04							0.24	0.55	1.02	1.90	3.55	5.11	6.62	8.10						
32	0.19	0.44	0.81	1.52	2.84	4.09	5.29								0.25	0.59	1.09	2.04	3.81	5.48	7.09								
35	0.21	0.48	0.90	1.67	3.13	4.50	5.83								0.28	0.64	1.21	2.24	4.20	6.03	7.82								
40	0.24	0.56	1.04	1.93	3.61	5.20									0.32	0.75	1.39	2.59	4.84	6.97									
45	0.28	0.63	1.18	2.20	4.10	5.91									0.38	0.84	1.58	2.95	5.50	7.92									

Attention: In the case of 1 pitch offset link the drive power will be 80 % of the above.

### ■ RS50SN <Single Strand Chain Drive kW>

		Kilowatt Ratings												Horsepower Ratings											
		Small Sprocket Revolution Speed (rpm)												Small Sprocket Revolution Speed (rpm)											
		10	25	50	100	200	300	400	500	700	900	1000	1200	10	25	50	100	200	300	400	500	700	900	1000	1200
Lubrication		Oilcan or Drop Oiling						Oil Bath						Oilcan or Drop Oiling						Oil Bath					
Small Sprocket Teeth No.	9	0.10	0.23	0.43	0.80	1.49	2.15	2.78	2.11	1.27	0.87	0.74	0.57	0.13	0.31	0.58	1.07	2.00	2.88	3.73	2.83	1.70	1.17	0.99	0.76
	10	0.11	0.26	0.48	0.90	1.67	2.41	3.12	2.47	1.49	1.02	0.87	0.66	0.15	0.35	0.64	1.21	2.24	3.23	4.18	3.31	2.00	1.37	1.17	0.88
	11	0.12	0.28	0.53	0.99	1.85	2.67	3.46	2.85	1.72	1.18	1.01		0.16	0.38	0.71	1.33	2.48	3.58	4.64	3.82	2.31	1.58	1.35	
	12	0.14	0.31	0.58	1.09	2.03	2.93	3.80	3.24	1.96	1.34	1.15		0.19	0.42	0.78	1.46	2.72	3.93	5.09	4.34	2.63	1.80	1.54	
	13	0.15	0.34	0.64	1.19	2.22	3.19	4.14	3.66	2.21	1.51			0.20	0.46	0.86	1.59	2.98	4.28	5.55	4.91	2.96	2.02		
	14	0.16	0.37	0.69	1.29	2.40	3.46	4.48	4.09	2.47				0.21	0.50	0.92	1.73	3.22	4.64	6.00	5.48	3.31			
	15	0.17	0.40	0.74	1.39	2.59	3.73	4.83	4.53	2.74				0.23	0.54	0.99	1.86	3.47	5.00	6.47	6.07	3.67			
	16	0.19	0.43	0.80	1.49	2.78	4.00	5.18	4.99	3.01				0.25	0.58	1.07	2.00	3.73	5.36	6.94	6.69	4.03			
	17	0.20	0.46	0.85	1.59	2.98	4.27	5.53	5.47	3.30				0.27	0.62	1.14	2.13	3.99	5.72	7.41	7.33	4.42			
	18	0.21	0.49	0.91	1.69	3.15	4.54	5.88	5.96					0.28	0.66	1.22	2.27	4.22	6.08	7.88	7.99				
	19	0.23	0.51	0.96	1.79	3.34	4.81	6.24	6.46					0.31	0.68	1.29	2.40	4.48	6.45	8.36	8.66				
	20	0.24	0.54	1.01	1.89	3.53	5.09	6.59	6.98					0.32	0.72	1.35	2.53	4.73	6.82	8.83	9.36				
	21	0.25	0.57	1.07	2.00	3.72	5.36	6.95	7.51					0.34	0.76	1.43	2.68	4.99	7.18	9.32	10.1				
	22	0.26	0.60	1.12	2.10	3.91	5.64	7.31	8.05					0.35	0.80	1.50	2.81	5.24	7.56	9.80	10.8				
	23	0.28	0.63	1.18	2.20	4.11	5.92	7.66	8.60					0.38	0.84	1.58	2.95	5.51	7.93	10.3	11.5				
	24	0.29	0.66	1.24	2.30	4.30	6.19	8.03	9.17					0.39	0.88	1.66	3.08	5.76	8.30	10.8	12.3				
	25	0.30	0.69	1.29	2.41	4.49	6.47	8.39	9.75					0.40	0.92	1.73	3.23	6.02	8.67	11.2	13.1				
	26	0.32	0.72	1.35	2.51	4.69	6.75	8.75						0.43	0.97	1.81	3.36	6.29	9.05	11.7					
	28	0.34	0.78	1.46	2.72	5.08	7.32	9.48						0.46	1.05	1.96	3.65	6.81	9.81	12.7					
	30	0.37	0.84	1.57	2.93	5.47	7.88	10.2						0.50	1.13	2.10	3.93	7.33	10.6	13.7					
32	0.40	0.90	1.69	3.14	5.87	8.45							0.54	1.21	2.27	4.21	7.87	11.3							
35	0.44	0.99	1.86	3.46	6.46	9.31							0.59	1.33	2.49	4.64	8.66	12.5							
40	0.50	1.15	2.14	4.00	7.47	10.8							0.67	1.54	2.87	5.36	10.0	14.5							
45	0.57	1.30	2.44	4.54	8.48								0.76	1.74	3.27	6.08	11.4								

Attention: In the case of 1 pitch offset link the drive power will be 80 % of the above.

# Low Noise Drive Power Chart

## MAXIMUM KILOWATT (HORSEPOWER) RATINGS CHART

### ■ RS60SN <Single Strand Chain Drive kW>

		Kilowatt Ratings														Horsepower Ratings															
		Small Sprocket Revolution Speed (rpm)														Small Sprocket Revolution Speed (rpm)															
		10	25	50	100	150	200	300	400	500	600	700	800	900	1000	1100	10	25	50	100	150	200	300	400	500	600	700	800	900	1000	1100
Lubrication	Oilcan or Drop Oiling							Oil Bath							Oilcan or Drop Oiling							Oil Bath									
Small Sprocket Teeth No.	9	0.18	0.41	0.76	1.41	2.03	2.63	3.79	3.41	2.44	1.85	1.47	1.20	1.01	0.86	0.75	0.24	0.55	1.02	1.89	2.72	3.52	5.08	4.57	3.27	2.48	1.97	1.61	1.35	1.15	1.01
	10	0.20	0.45	0.85	1.58	2.28	2.95	4.25	3.99	2.85	2.17	1.72	1.41	1.18	1.01		0.27	0.60	1.14	2.12	3.06	3.95	5.70	5.35	3.82	2.91	2.31	1.89	1.58	1.35	
	11	0.22	0.50	0.94	1.75	2.53	3.27	4.71	4.60	3.29	2.50	1.99	1.63	1.36			0.29	0.67	1.26	2.35	3.39	4.38	6.31	6.17	4.41	3.35	2.67	2.19	1.82		
	12	0.24	0.55	1.03	1.93	2.77	3.59	5.18	5.24	3.75	2.85	2.26	1.85				0.32	0.74	1.38	2.59	3.71	4.81	6.94	7.02	5.03	3.82	3.03	2.48			
	13	0.26	0.60	1.13	2.10	3.03	3.92	5.65	5.91	4.23	3.22	2.55	2.09				0.35	0.80	1.51	2.81	4.06	5.25	7.57	7.92	5.67	4.32	3.42	2.80			
	14	0.29	0.65	1.22	2.28	3.28	4.25	6.12	6.61	4.73	3.60	2.85					0.39	0.87	1.64	3.06	4.40	5.70	8.20	8.86	6.34	4.83	3.82				
	15	0.31	0.70	1.31	2.45	3.53	4.57	6.59	7.33	5.24	3.99						0.42	0.94	1.76	3.28	4.73	6.13	8.83	9.83	7.02	5.35					
	16	0.33	0.75	1.41	2.63	3.79	4.90	7.06	8.07	5.78	4.39						0.44	1.01	1.89	3.52	5.08	6.57	9.46	10.8	7.75	5.88					
	17	0.35	0.81	1.50	2.81	4.04	5.24	7.54	8.84	6.33	4.81						0.47	1.09	2.01	3.77	5.41	7.02	10.1	11.9	8.49	6.45					
	18	0.38	0.86	1.60	2.98	4.30	5.57	8.02	9.63	6.89							0.51	1.15	2.14	3.99	5.76	7.47	10.7	12.9	9.24						
	19	0.40	0.91	1.70	3.16	4.56	5.90	8.51	10.4	7.47							0.54	1.22	2.28	4.24	6.11	7.91	11.4	13.9	10.0						
	20	0.42	0.96	1.79	3.34	4.82	6.24	8.99	11.3	8.07							0.56	1.29	2.40	4.48	6.46	8.36	12.0	15.1	10.8						
	21	0.44	1.01	1.89	3.53	5.08	6.58	9.48	12.1								0.59	1.35	2.53	4.73	6.81	8.82	12.7	16.2							
	22	0.47	1.06	1.99	3.71	5.34	6.92	9.96	12.9								0.63	1.42	2.67	4.97	7.16	9.27	13.4	17.3							
	23	0.49	1.12	2.08	3.89	5.60	7.26	10.5	13.5								0.66	1.50	2.79	5.21	7.51	9.73	14.1	18.1							
	24	0.51	1.17	2.18	4.07	5.87	7.60	10.9	14.2								0.68	1.57	2.92	5.46	7.87	10.2	14.6	19.0							
	25	0.54	1.22	2.28	4.26	6.13	7.94	11.4	14.8								0.72	1.64	3.06	5.71	8.22	10.6	15.3	19.8							
	26	0.56	1.28	2.38	4.44	6.40	8.29	11.9	15.5								0.75	1.72	3.19	5.95	8.58	11.1	16.0	20.8							
	28	0.61	1.38	2.58	4.81	6.93	8.98	12.9									0.82	1.85	3.46	6.45	9.29	12.0	17.3								
	30	0.65	1.49	2.78	5.18	7.46	9.67	13.9									0.87	2.00	3.73	6.94	10.0	13.0	18.6								
32	0.70	1.60	2.98	5.56	8.00	10.4	14.9									0.94	2.14	3.99	7.45	10.7	13.9	20.0									
35	0.77	1.76	3.28	6.12	8.82	11.4										1.03	2.36	4.40	8.20	11.8	15.3										
40	0.89	2.03	3.79	7.07	10.2	13.2										1.19	2.72	5.08	9.48	13.7	17.7										
45	1.01	2.31	4.30	8.03	11.6	15.0										1.35	3.10	5.76	10.8	15.5	20.1										

Attention: In the case of 1 pitch offset link the drive power will be 80 % of the above.

### ■ RS80SN <Single Strand Chain Drive kW>

		Kilowatt Ratings												Horsepower Ratings											
		Small Sprocket Revolution Speed (rpm)												Small Sprocket Revolution Speed (rpm)											
		10	25	50	100	150	200	300	400	500	600	700	800	10	25	50	100	150	200	300	400	500	600	700	800
Lubrication	Oilcan or Drop Oiling						Oil Bath						Oilcan or Drop Oiling						Oil Bath						
Small Sprocket Teeth No.	9	0.40	0.91	1.69	3.16	4.55	5.90	6.60	4.29	3.07	2.33	1.85	1.52	0.54	1.22	2.27	4.24	6.10	7.91	8.85	5.75	4.12	3.12	2.48	2.04
	10	0.45	1.02	1.90	3.54	5.10	6.61	7.73	5.02	3.59	2.73	2.17		0.60	1.37	2.55	4.74	6.84	8.86	10.4	6.73	4.81	3.66	2.91	
	11	0.49	1.13	2.10	3.93	5.65	7.33	8.92	5.79	4.14	3.15	2.50		0.66	1.51	2.81	5.27	7.57	9.82	12.0	7.76	5.55	4.22	3.35	
	12	0.54	1.24	2.31	4.31	6.21	8.05	10.2	6.60	4.72	3.59			0.72	1.66	3.10	5.78	8.32	10.8	13.7	8.85	6.33	4.81		
	13	0.59	1.35	2.52	4.70	6.77	8.77	11.5	7.44	5.33	4.05			0.79	1.81	3.38	6.30	9.07	11.8	15.4	9.97	7.14	5.43		
	14	0.64	1.46	2.73	5.09	7.34	9.51	12.8	8.32	5.95				0.86	1.96	3.66	6.82	9.84	12.7	17.2	11.2	7.98			
	15	0.69	1.58	2.94	5.49	7.90	10.2	14.2	9.22	6.60				0.92	2.12	3.94	7.36	10.6	13.7	19.0	12.4	8.85			
	16	0.74	1.69	3.15	5.88	8.48	11.0	15.6	10.2					0.99	2.27	4.22	7.88	11.4	14.7	20.9	13.7				
	17	0.79	1.80	3.37	6.28	9.05	11.7	16.9	11.1					1.06	2.41	4.52	8.42	12.1	15.7	22.7	14.9				
	18	0.84	1.92	3.58	6.68	9.63	12.5	18.0	12.1					1.13	2.57	4.80	8.95	12.9	16.8	24.1	16.2				
	19	0.89	2.03	3.80	7.08	10.2	13.2	19.0	13.1					1.19	2.72	5.09	9.49	13.7	17.7	25.5	17.6				
	20	0.94	2.15	4.01	7.49	10.8	14.0	20.1						1.26	2.88	5.37	10.0	14.5	18.8	26.9					
	21	0.99	2.27	4.23	7.89	11.4	14.7	21.2						1.33	3.04	5.67	10.6	15.3	19.7	28.4					
	22	1.04	2.38	4.45	8.30	12.0	15.5	22.3						1.39	3.19	5.96	11.1	16.1	20.8	29.9					
	23	1.10	2.50	4.67	8.71	12.5	16.2	23.4						1.47	3.35	6.26	11.7	16.8	21.7	31.4					
	24	1.15	2.62	4.89	9.12	13.1	17.0	24.5						1.54	3.51	6.55	12.2	17.6	22.8	32.8					
	25	1.20	2.74	5.11	9.53	13.7	17.8	25.6						1.61	3.67	6.85	12.8	18.4	23.9	34.3					
	26	1.25	2.85	5.33	9.94	14.3	18.5	26.7						1.68	3.82	7.14	13.3	19.2	24.8	35.8					
	28	1.36	3.09	5.77	10.8	15.5	20.1							1.82	4.14	7.73	14.5	20.8	26.9						
	30	1.46	3.33	6.22	11.6	16.7	21.6							1.96	4.46	8.34	15.5	22.4	29.0						
32	1.57	3.57	6.67	12.4	17.9	23.2							2.10	4.78	8.94	16.6	24.0	31.1							
35	1.73	3.94	7.34	13.7	19.7	25.6							2.32	5.28	9.84	18.4	26.4	34.3							
40	1.99	4.55	8.48	15.8	22.8								2.67	6.10	11.4	21.2	30.6								
45	2.26	5.16	9.63	18.0	25.9								3.03	6.92	12.9	24.1	34.7								

Attention: In the case of 1 pitch offset link the drive power will be 80 % of the above.



## WARNING

### USE CARE TO PREVENT INJURY COMPLY WITH THE FOLLOWING TO AVOID SERIOUS PERSONAL INJURY

1. Guards must be provided on all power transmission and conveyor applications in accordance with provisions of ANSI/ASME B 15.1 1992 "Safety Standards for Mechanical Power Transmission Apparatus" and ANSI/ASME B 20.1-1990 "Safety Standard for Conveyors and Related Equipment", or other applicable standards. When revisions of these standards are published, the updated edition shall apply.
2. Disconnect power, Always lock out power switch before installing, removing, or servicing unit. Comply with Occupational Safety and Health Standards 1910.147 "The Control of Hazardous Energy (Lock Out/Tag Out)".
3. Install in proper enclosure in accordance with NEMA 250-1991 "Enclosures for Electrical Equipment (1000 Volts Maximum)" and NFPA 496 1993 edition "Purged and Pressurized Enclosures for Electrical Equipment, 1993 Edition".  
When revisions of these standards are published, the updated edition shall apply.



## TSUBAKIMOTO CHAIN CO.

17-96, Tsurumi 4-chome, Tsurumi-ku  
Osaka 538-8686, Japan  
**Internet:** <http://www.tsubakimoto.co.jp/english/>  
Phone : 06-6913-2054  
Telex : 64938 OSKTBKJ  
Facsimile : 06-6913-2301

#### Affiliated Companies:

**U.S. TSUBAKI, INC.**  
301 E. Marquardt Drive  
Wheeling, IL 60090  
U.S.A.  
Phone : 847-459-9500  
Facsimile : 847-459-9515

**TSUBAKI of CANADA LIMITED**  
1630 Drew Road  
Mississauga, Ontario, L5S 1J6  
Canada  
Phone : 905-676-0400  
Facsimile : 905-676-0904

**TSUBAKI AUSTRALIA PTY. LTD.**  
Unit E. 95-101 Silverwater Road  
Silverwater, N.S.W. 2141  
Australia  
Phone : 02-9648-5269  
Facsimile : 02-9648-3115

**TSUBAKIMOTO SINGAPORE PTE. LTD.**  
25 Gul Lane  
Jurong  
Singapore 629419  
Phone : 8610422/3/4  
Telex : 21969 TSUBAKI RS  
Facsimile : 8617035

**TAIWAN TSUBAKIMOTO CO.**  
No. 7 Feng Sun Keng  
Kuei Shan-Hsiang, Taoyuan-Hsien  
Taiwan R.O.C.  
Phone : 033-293827/8/9  
Telex : 25299 TSUBAKIT  
Facsimile : 033-293065

**TSUBAKIMOTO EUROPE B.V.**  
Belder 1, 4704 RK Roosendaal,  
The Netherlands  
Phone : 0165-594800  
Facsimile : 0165-549450

**TSUBAKIMOTO U.K. LTD.**  
Bingham Industrial Estate,  
Bingham, Nottingham NG 13 8GG  
United Kingdom  
Phone : 01949-838554  
Facsimile : 01949-839135

**Distributed by:**